

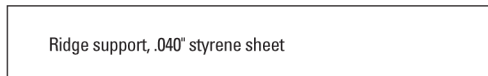
Drawn for *Model Railroader* magazine

by
RUSS WATSON

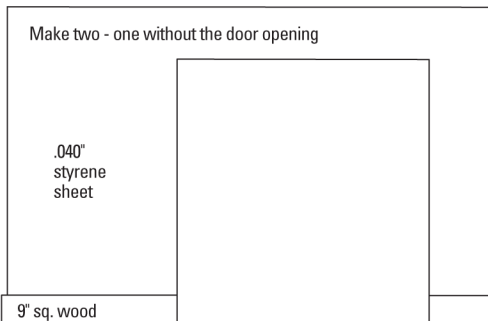
Magazine purchaser may have photocopies of these drawings made as an aid to personal or commercial model making or tool design but does not have the right to distribute copies of the drawings to others.

Ratio 1:64, S scale

TO CONVERT S SCALE
DRAWINGS TO YOUR SCALE
COPY AT THESE PERCENTAGES:
N 40 percent
HO 73.5 percent
O 133.3 percent



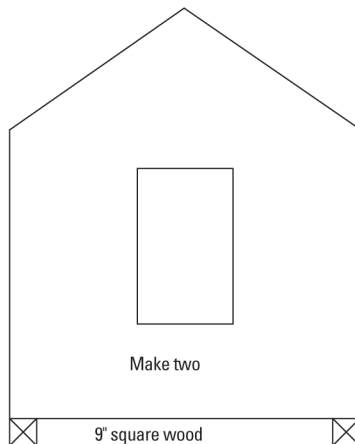
Ridge support, .040" styrene sheet



Make two - one without the door opening

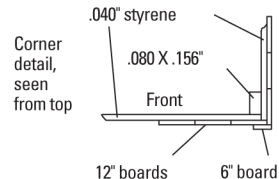
.040" styrene sheet

9" sq. wood



Make two

9" square wood



Corner detail, seen from top

.040" styrene

.080 X .156"

Front

12" boards

6" board



Rafter ends
Make 8 per side



Window glazing
Make 4

© 2014 Kalmbach Publishing Co.,
Model Railroader magazine.
This material may not be reproduced in any form without permission from the publisher.
www.ModelRailroader.com