









COLOR LIST FOR TRACK

	1.75-inch uncoupler
	10-inch straight
	5.5-inch straight
	all fitter pieces
	0-72 curve and switches
	0-54 curve and switches
	0-36 curve, half-curve, switches
	0-27 curve, half-curve

ATLAS 0 TRACK COMPONENTS

- 26 1.75-inch uncoupling sections
- 82 10-inch straight sections (add three more if lift bridge isn't used and four more if coal unloader ramp near Olecoal Mountain isn't used)
- 18 5.5-inch straight sections
- 21 straight fitter sections (two 1-inch, one 1.5-inch, one 2-inch, one 3-inch, seven 3.5-inch, four 4-inch, one 4.5-inch, one 6-inch, and three 8-inch)
- 29 0-72 curves
- 56 0-54 curves
- 17 0-36 curves
- 2 0-36 half-curves
- 3 0-36 quarter-curves (fitters)
- 6 0-27 curves
- 1 0-27 half-curve
- 5 left-hand 0-72 switches
- 4 right-hand 0-72 switches
- 12 left-hand 0-54 switches
- 8 right-hand 0-54 switches
- 2 left-hand 0-36 switches
- 3 right-hand 0-36 switches