






















ATLAS O TRACK COMPONENTS

Quantity		Description/Number
1		1.25-inch straight (6015)
16		1.75-inch straight (6052)
16		4.5-inch straight (6051)
9		5.5-inch straight (6053)
26		10-inch straight (6050)
7		40-inch straight (6058)
4		0-36 7.5-degree curve (6068)
28		0-36 30-degree curve (6066)
6		0-45 30-degree curve (6045)
4		0-54 11.25-degree curve (6061)
19		0-54 22.5-degree curve (6060)
3		0-36 left-hand turnout (6075)
4		0-36 right-hand turnout (6076)
1		0-45 right-hand turnout (6086)
5		0-54 left-hand turnout (6070)
1		0-54 right-hand turnout (6071)
2		0-72 wye (6074)
1		22.5-degree crossing (6082)
1		45-degree crossing (6081)
4		snap-on bumper (6040)
2		uncoupling track (6059)