



















ATLAS 0 SECTIONAL TRACK COMPONENTS

Quantity		Description/Number
16		40-inch straight (6058)
29		custom-cut straight (6058)
3		10-inch straight (6050)
2		custom-cut straight (6050)
3		5.5-inch straight (6053)
1		4.5-inch straight (6051)
1		1.75-inch straight (6052)
41		0-72 curve (6062)
2		custom-cut curve (6062)
2		0-72 half-curve (6063)
25		0-63 curve (6064)
5		0-72 left-hand turnout (6072)
11		0-72 right-hand turnout (6073)
1		0-36 left-hand turnout (6075)
1		0-72/0-54 curved turnout (6078)
1		45-degree crossing (6081)
8		Track bumpers (6040)

ROSS CUSTOM SWITCHES COMPONENTS

Quantity		Description/Number
1		No. 4 three-way turnout (204)