

















MTH REALTRAX COMPONENTS

Quantity		Description/Number
15		3.5-inch straight (40-1018)
10		4.25-inch straight (40-1017)
8		5-inch straight (40-1016)
15		5.5-inch straight (40-1012)
8		10-inch straight (40-1001)
2		30-inch straight (40-1019)
31		0-42 curve (40-1042)
4		0-42 half curve (40-1045)
12		0-54 curve (40-1054)
1		0-72 curve (40-1010)
1		0-72 half curve (40-1049)
1		0-82 curve (40-1082)
3		0-42 left-hand turnout (40-1043)
1		0-42 right-hand turnout (40-1044)
3		0-54 right-hand turnout (40-1055)
5		track bumper (40-1024)