
















Trains

Power plant locations and source of coal burned

-  Powder River
-  Uinta
-  Fort Union (North Dakota)
-  San Juan River
-  Texas-Gulf Coast Lignite
-  Green River
-  Illinois
-  Black Mesa
-  Local

Significant Coal Routes

-  BNSF
-  UP
-  CPR
-  Montana Rail Link
-  KCS
-  Other railroads

Sources:
 U.S. Energy Information Administration
 Inventory of Electric Utility Power Plants
 in the U.S., 2000; Class 1 railroads;
 U.S. Geological Survey

© 2003, Kalmbach Publishing Co., TRAINS; Robert Wegner
 This material may not be reproduced in any form
 without permission from the publisher.

